

LUMINAIRE PHOTOMETRIC TEST REPORT

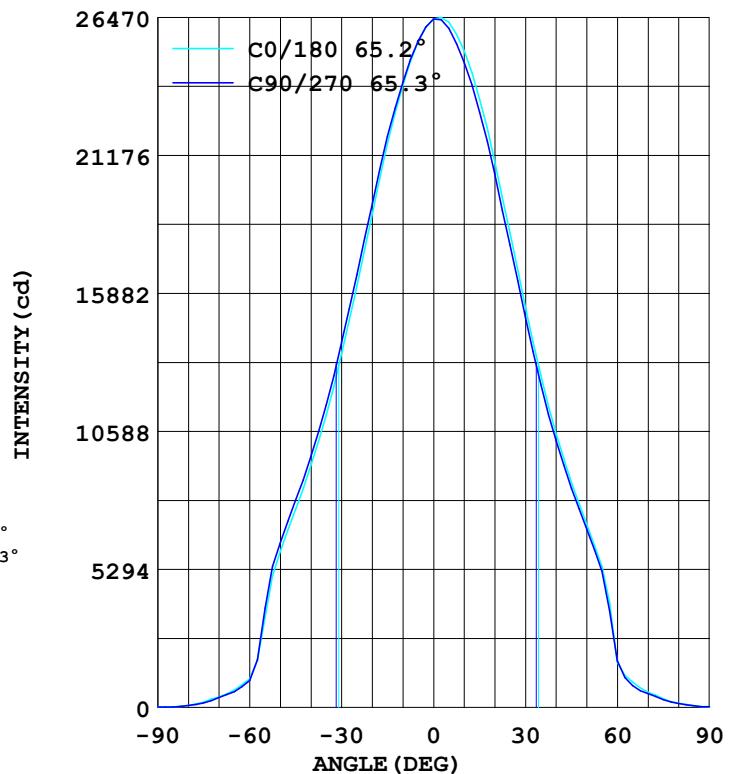
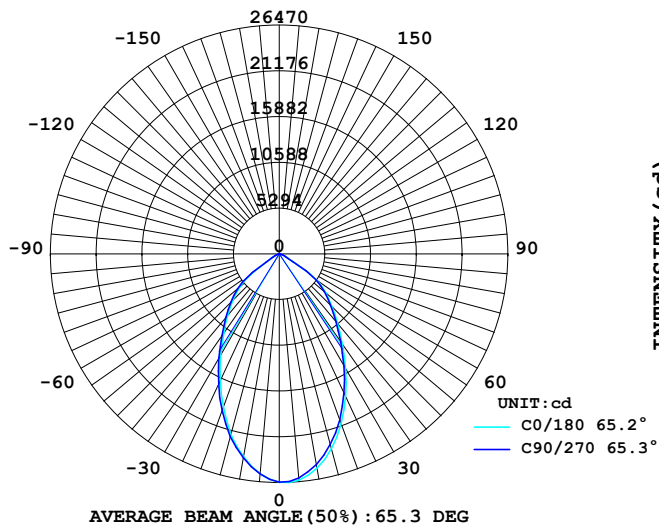
Report number:

MANUFACTURER: ILUMEN GMBH	Address:	
NAME: Klose	TYPE: IL-FL19-N24040-60	WEIGHT:
SPECIFICATION: 2835LED、4000K、60DEG	DIMENSION:	SERIAL No.:

DATA OF LAMP		Imax (cd)	26470	S/MH (C0/180)	0.87
MODEL		EFFICIENCY (%)	100.0	S/MH (C90/270)	0.89
NOMINAL POWER (W)	240	TOTAL FLUX (lm)	36198	Voltage (V)	230.3
RATED VOLTAGE (V)	230	EFFICIENCY (lm/W)	150.1	Current (A)	1.060
NOMINAL FLUX (lm)	36198.4	η up (%)	0.0	Power (W)	241.1
LAMPS QUANTITY	1	η down (%)	100.0	Power Factor (PF)	0.987
TEST VOLTAGE (V)	230.4	Effective Flux (lm)	36198.4	EEI	0.100

LUMINOUS INTENSITY DISTRIBUTION

LUMINOUS INTENSITY DISTRIBUTION



Test System:
Temperature: 25.3 DEG
Operators:
Test Date: 2024.11.19

Test Set: 5.0 deg/s C-Gamma (TYPE C)
Humidity: 65.0%
Test Distance: 10.000 m
Remarks:

Color Temperature Data List

Report number:

MANUFACTURER: ILUMEN GMBH	Address:	
NAME: Klose	TYPE: IL-FL19-N24040-60	WEIGHT:
SPECIFICATION: 2835LED、4000K、60DEG	DIMENSION:	SERIAL No.:


Test System:
Temperature: 25.3DEG
Operators:
Test Date: 2024.11.19

Test Set: 5.0deg/s C-Gamma (TYPE C)
Humidity: 65.0%
Test Distance: 10.000 m
Remarks:

AVERAGE AND CENTER E Figure

Report number:

MANUFACTURER: ILUMEN GMBH	Address:	
NAME: Klose	TYPE: IL-FL19-N24040-60	WEIGHT:
SPECIFICATION: 2835LED、4000K、60DEG	DIMENSION:	SERIAL No.:



Test System:
Temperature: 25.3DEG
Operators:
Test Date: 2024.11.19

Test Set: 5.0deg/s C-Gamma (TYPE C)
Humidity: 65.0%
Test Distance: 10.000 m
Remarks:

ZONAL FLUX DIAGRAM

Report number:

MANUFACTURER: ILUMEN GMBH	Address:	
NAME: Klose	TYPE: IL-FL19-N24040-60	WEIGHT:
SPECIFICATION: 2835LED、4000K、60DEG	DIMENSION:	SERIAL No.:

γ	C0	C45	C90	C135	C180	C225	C270	C315	γ	Zone	total
5.0	2554	2556	2556	2571	2628	2620	2604	2599	0- 5	624.7	624.7
10.0	2385	2389	2396	2423	2519	2504	2474	2460	5- 10	1798	2423
15.0	2163	2170	2190	2209	2332	2319	2283	2259	10- 15	2777	5200
20.0	1893	1913	1932	1956	2095	2085	2048	2018	15- 20	3486	8686
25.0	1617	1646	1660	1694	1821	1811	1773	1746	20- 25	3887	12572
30.0	1358	1380	1401	1422	1535	1529	1497	1473	25- 30	4006	16578
35.0	1121	1140	1160	1173	1276	1266	1241	1220	30- 35	3888	20466
40.0	929.2	946.6	963.4	971.6	1050	1040	1023	1004	35- 40	3640	24106
45.0	759.5	775.2	794.5	798.8	862.0	853.1	839.9	825.7	40- 45	3331	27437
50.0	597.1	617.9	630.7	642.4	701.7	694.5	683.5	671.2	45- 50	2964	30401
55.0	346.9	465.8	380.6	488.2	542.2	544.0	523.3	519.1	50- 55	2474	32876
60.0	109.8	287.4	103.5	312.1	173.6	387.0	179.9	359.2	55- 60	1641	34516
65.0	67.12	117.8	60.52	132.1	98.04	211.0	83.83	185.6	60- 65	858.1	35374
70.0	40.48	53.08	38.06	58.38	58.35	77.98	53.43	72.82	65- 70	424.7	35799
75.0	19.91	29.06	18.05	32.34	33.76	40.11	30.54	37.13	70- 75	222.5	36022
80.0	8.594	11.17	7.439	12.89	16.96	19.04	15.49	16.87	75- 80	114.2	36136
85.0	2.361	3.479	2.093	3.953	6.622	5.563	6.281	4.991	80- 85	46.15	36182
90.0	2.118	2.475	1.601	2.471	2.434	1.887	2.537	1.927	85- 90	16.34	36198
95.0									90- 95		
100.0									95-100		
105.0									100-105		
110.0									105-110		
115.0									110-115		
120.0									115-120		
125.0									120-125		
130.0									125-130		
135.0									130-135		
140.0									135-140		
145.0									140-145		
150.0									145-150		
155.0									150-155		
160.0									155-160		
165.0									160-165		
170.0									165-170		
175.0									170-175		
180.0									175-180		
DEG	LUMINOUS INTENSITY:×10cd									UNIT:lm	

Test System:
Temperature:25.3DEG
Operators:
Test Date:2024.11.19

Test Set: 5.0deg/s C-Gamma (TYPE C)
Humidity:65.0%
Test Distance:10.000 m
Remarks:

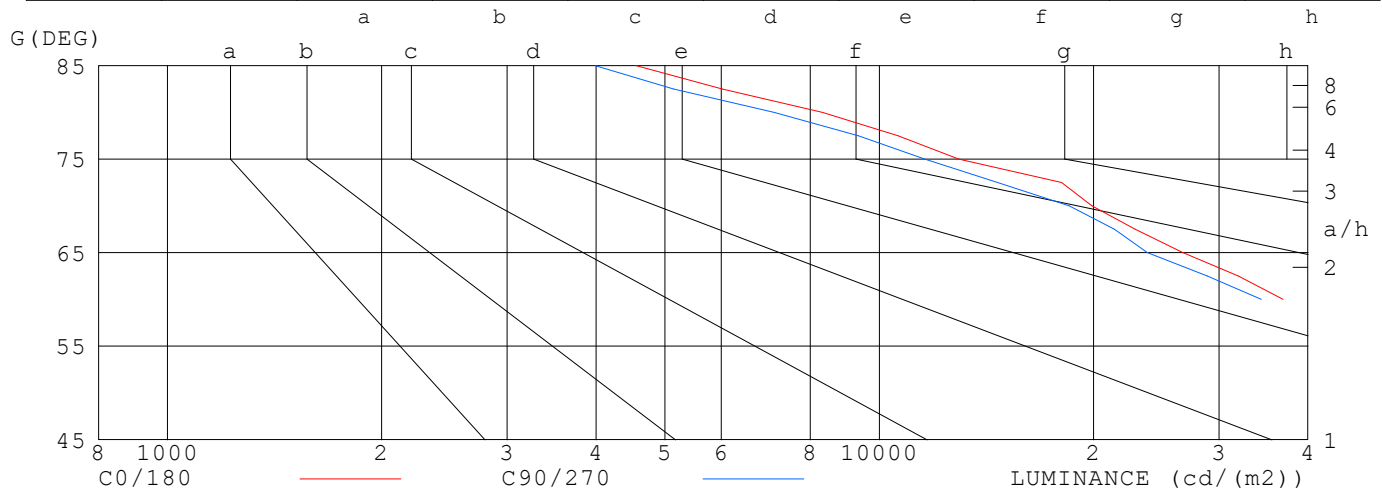
LUMINANCE LIMITATION CURVES

Report number:

MANUFACTURER: ILUMEN GMBH	Address:	
NAME: Klose	TYPE: IL-FL19-N24040-60	WEIGHT:
SPECIFICATION: 2835LED、4000K、60DEG	DIMENSION:	SERIAL No.:

LUMINANCE LIMITATION CURVES

GLARE	CLASS	ILLUMINANCE (lx)							
1.15	A	2000	1000	500	<=300				
1.50	B		2000	1000	500	<=300			
1.85	C			2000	1000	500	<=300		
2.20	D				2000	1000	500	<=300	
2.55	E					2000	1000	500	<=300



LUMINANCE cd/(m²)		
G (DEG)	C0/180	C90/270
85	4554	3990
80	8317	7116
75	12931	11587
70	19894	18482
65	26691	23787
60	36921	34409
55	101655	110215
50	156124	162973
45	180523	186633

Test System:
 Temperature: 25.3DEG
 Operators:
 Test Date: 2024.11.19

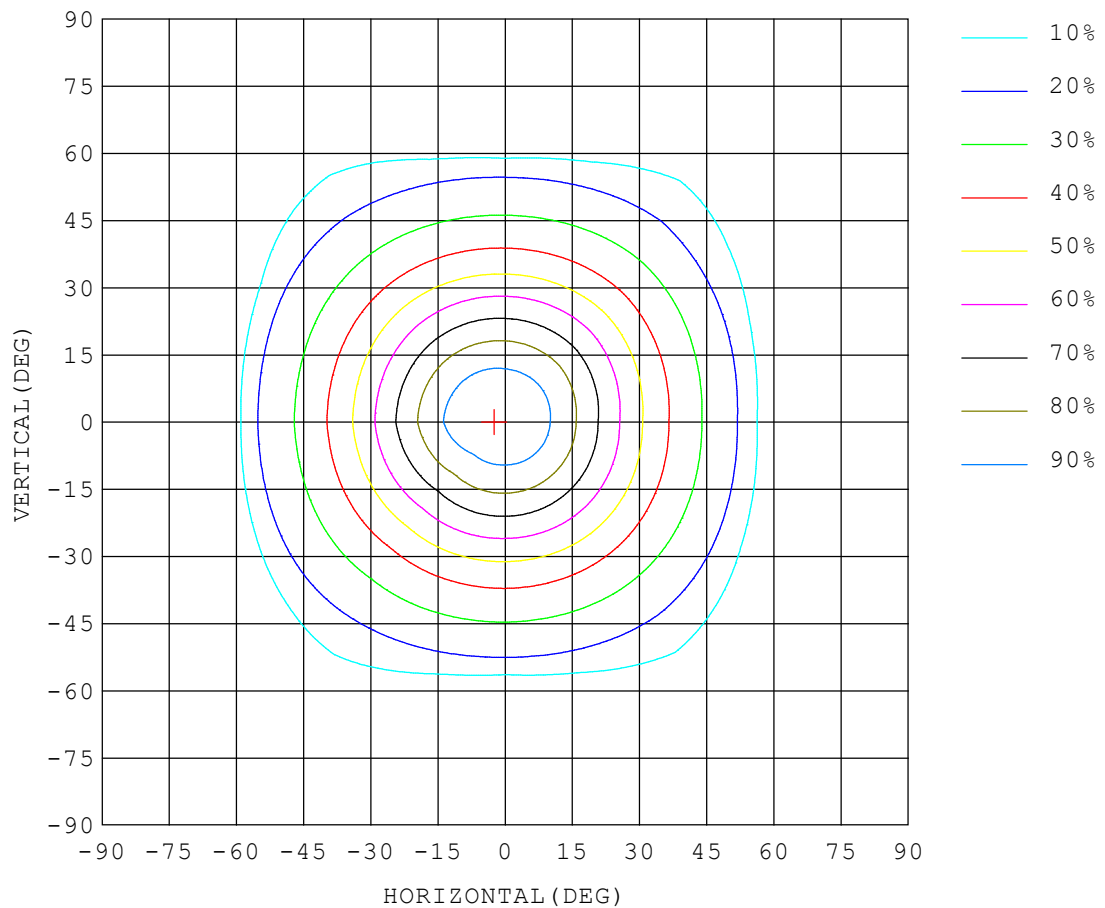
Test Set: 5.0deg/s C-Gamma (TYPE C)
 Humidity: 65.0%
 Test Distance: 10.000 m
 Remarks:

ISOCANDELA DIAGRAM

Report number:

MANUFACTURER: ILUMEN GMBH	Address:	
NAME: Klose	TYPE: IL-FL19-N24040-60	WEIGHT:
SPECIFICATION: 2835LED、4000K、60DEG	DIMENSION:	SERIAL No.:

UNIT: cd



Test System:
Temperature: 25.3 DEG
Operators:
Test Date: 2024.11.19

Test Set: 5.0 deg/s C-Gamma (TYPE C)
Humidity: 65.0%
Test Distance: 10.000 m
Remarks: